



Silicon Labs Investor Presentation

July 26, 2023



Private Securities Litigation Reform Act of 1995

This presentation contains forward-looking statements based on Silicon Labs' current expectations. The words "believe", "estimate", "expect", "intend", "anticipate", "plan", "project", "will", and similar phrases as they relate to Silicon Labs are intended to identify such forward-looking statements. These forward-looking statements reflect the current views and assumptions of Silicon Labs and are subject to various risks and uncertainties that could cause actual results to differ materially from expectations. Among the factors that could cause actual results to differ materially from those in the forward-looking statements are the following: the competitive and cyclical nature of the semiconductor industry; the challenging macroeconomic environment, including disruptions in the financial services industry; geographic concentration of manufacturers, assemblers, test service providers and customers in Asia that subjects Silicon Labs' business and results of operations to risks of natural disasters, epidemics or pandemics, war and political unrest; risks that demand and the supply chain may be adversely affected by military conflict (including between Russia and Ukraine), terrorism, sanctions or other geopolitical events globally; risks that Silicon Labs may not be able to maintain its historical growth; quarterly fluctuations in revenues and operating results; difficulties developing new products that achieve market acceptance; risks associated with international activities (including trade barriers, particularly with respect to China); intellectual property litigation risks; risks associated with acquisitions and divestitures; product liability risks; difficulties managing and/or obtaining sufficient supply from Silicon Labs' distributors, manufacturers and subcontractors; dependence on a limited number of products; absence of long-term commitments from customers; inventory-related risks; difficulties managing international activities; risks that Silicon Labs may not be able to manage strains associated with its growth; credit risks associated with its accounts receivable; dependence on key personnel; stock price volatility; the impact of COVID-19 on the U.S. and global economy; debt-related risks; capital-raising risks; the timing and scope of share repurchases and/or dividends; average selling prices of products may decrease significantly and rapidly; information technology risks; cyber-attacks against Silicon Labs' products and its networks and other factors that are detailed in the SEC filings of Silicon Laboratories Inc. Silicon Labs disclaims any intention or obligation to update or revise any forward-looking statements, whether as a result of new information, future events, or otherwise. References in this press release to Silicon Labs shall mean Silicon Laboratories Inc.



Pure-Play Leader of Intelligent Wireless Connectivity

- Unmatched Breadth, Depth, and Focus
- Strong revenue, share, and EPS growth track record
- Leadership position in large secular growth market
- Driven by our vision and values



FOUNDED IN 1996



LISTED SLAB

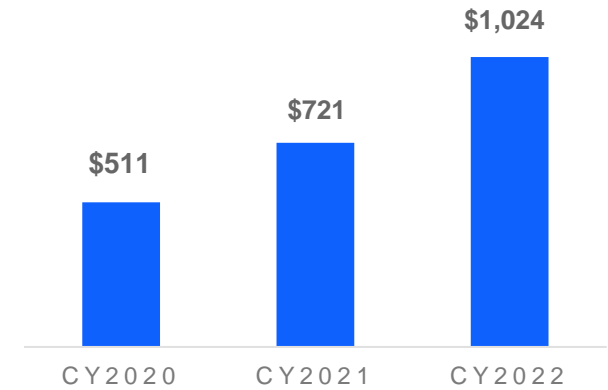


~25,000 CUSTOMERS

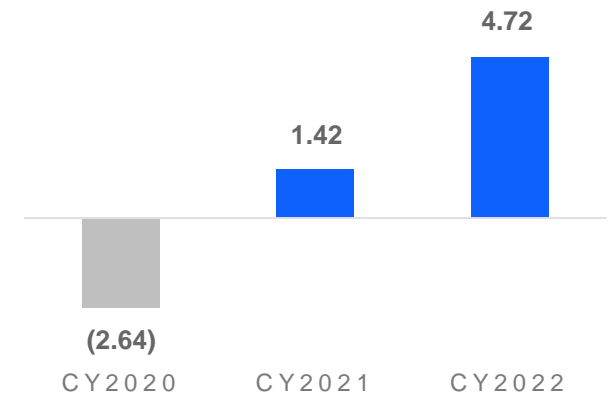


~1,400 PATENTS

Revenue \$M



Non-GAAP EPS \$



Our Vision and Values

VISION

To empower developers to create wirelessly connected devices that transform industries, grow economies, and improve lives.

VALUES



We hire, foster and empower great talent



We create customer value and commercial success through innovation and simplicity



We meet our commitments and hold ourselves accountable



We do the right thing!

Deep Customer Relationships & Commitment to Innovation



LEAP AWARDS

Gold in Connectivity BG24 and MG24 families
of 2.4 GHz wireless SoCs



EE AWARDS OF ASIA & TAIWAN

Gold in Connectivity BG24 and MG24 families of
2.4 GHz wireless SoCs



EMBEDDED WORLD 2023 BEST IN SHOW

Pro Kit for Amazon Sidewalk



GREAT PLACE TO WORK 2022

Certified since 2019



CISCO SUPPLIER OF THE YEAR

Emerging Supplier of the Year



ACUITY BRANDS

Intelligent Wireless Technology Supplier
of the Year



SCHNEIDER ELECTRIC

Best Collaboration Award

Consistently Outperforming the Market

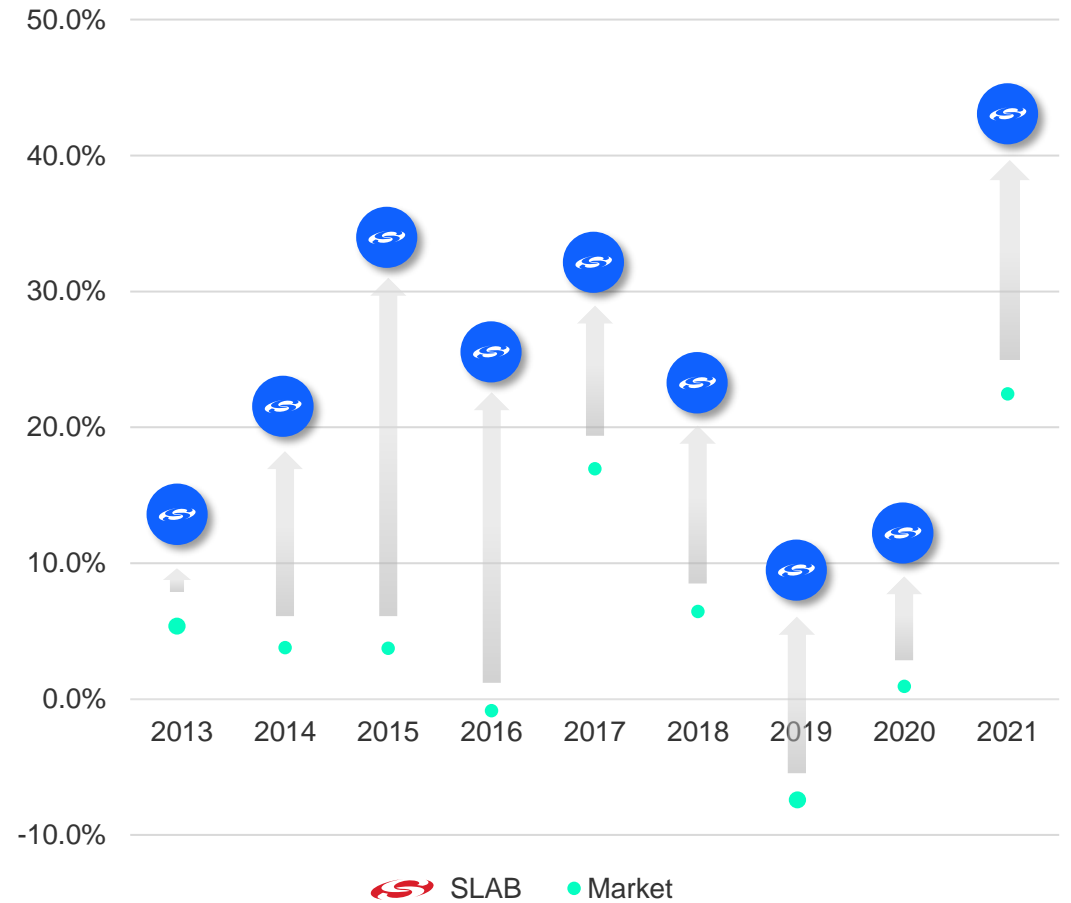


42%

GROWTH IN
FY 2022

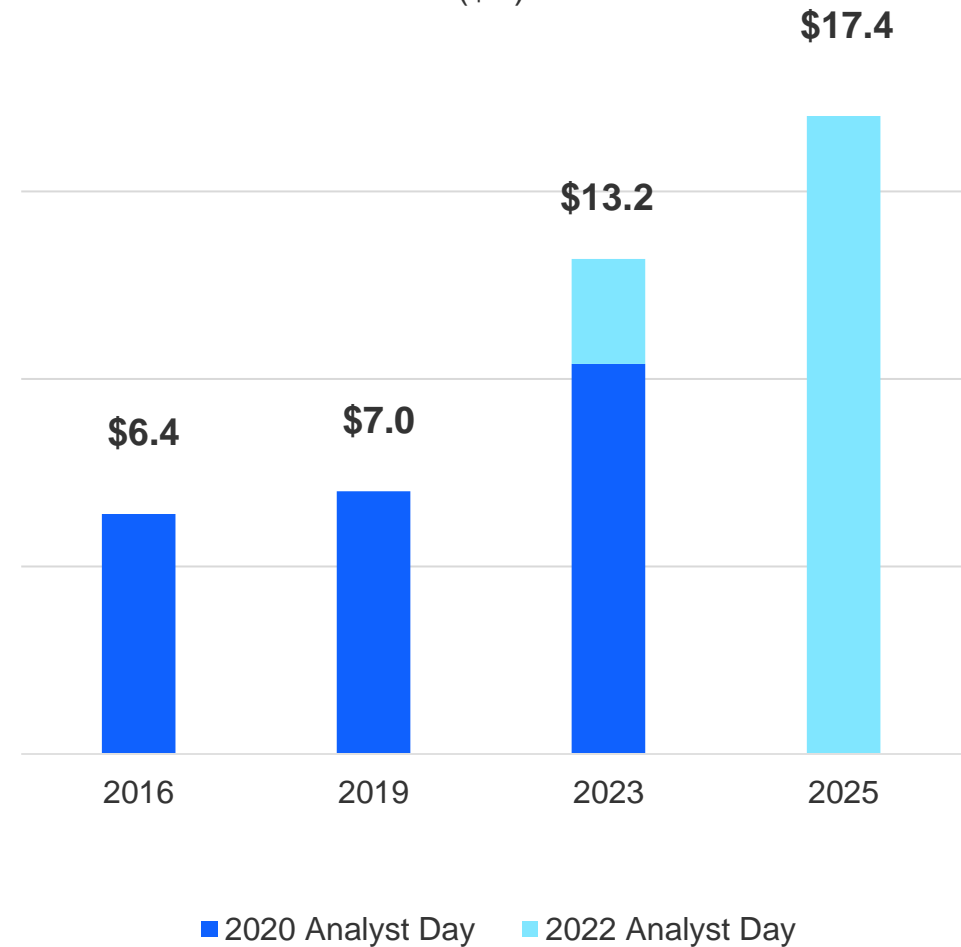
SLAB vs Market Performance

Y-Y Growth

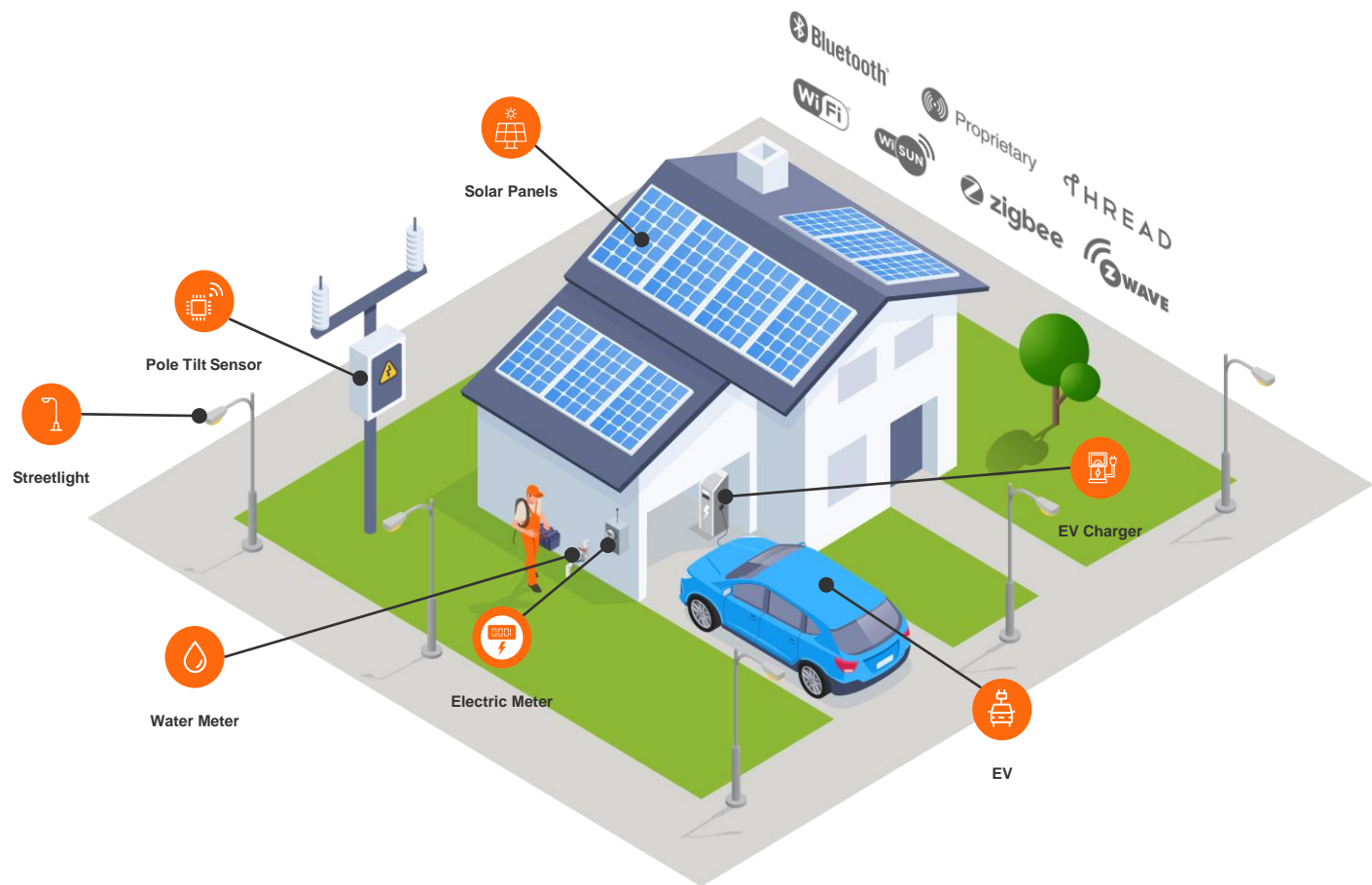


IoT Accelerating Market Opportunity

Edge IoT Market Growth (\$B)



Established Industrial & Commercial IoT Leader as Megatrends Accelerate Growth



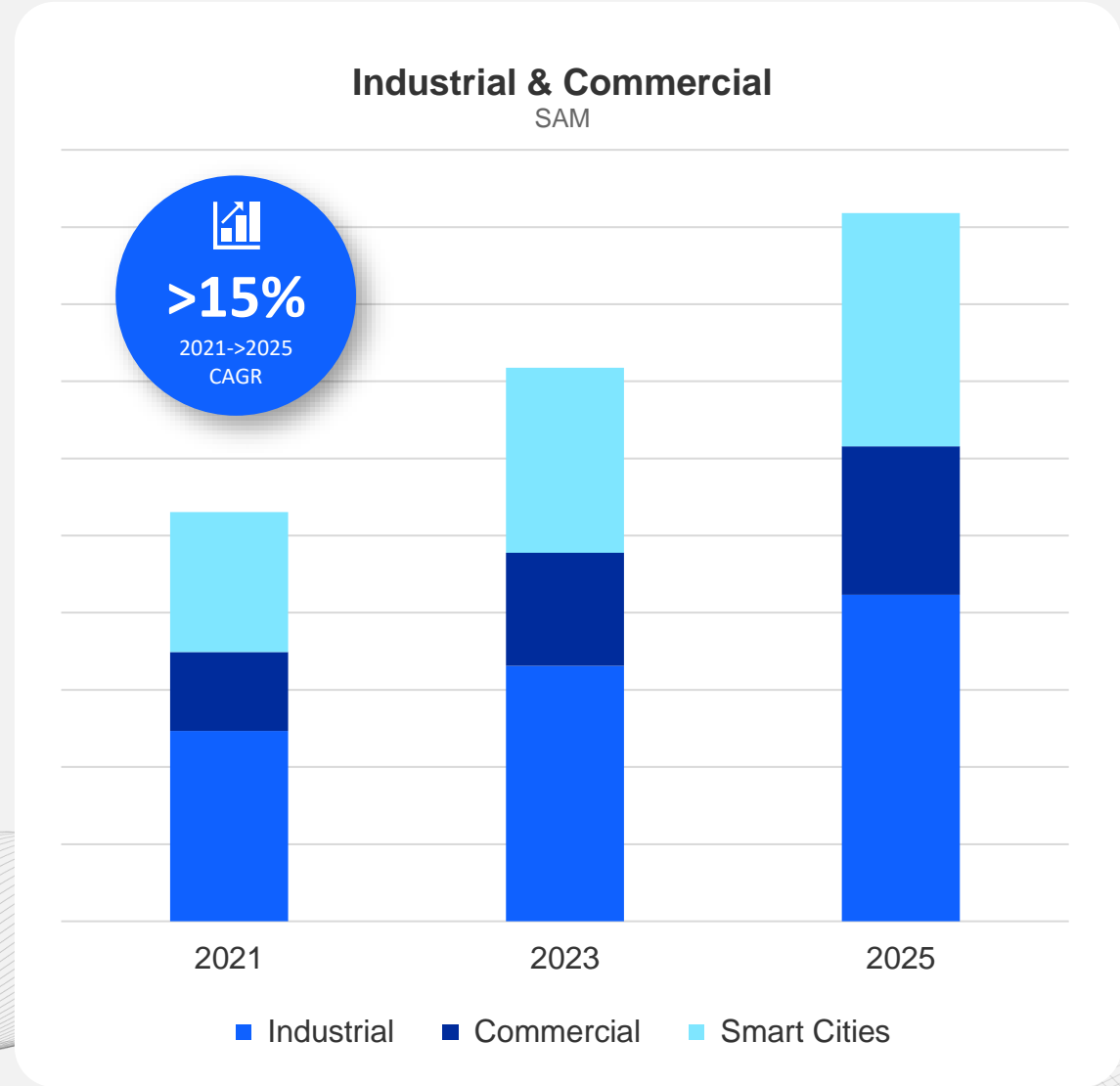
Large and growing market

Broad, diverse, durable customer application base

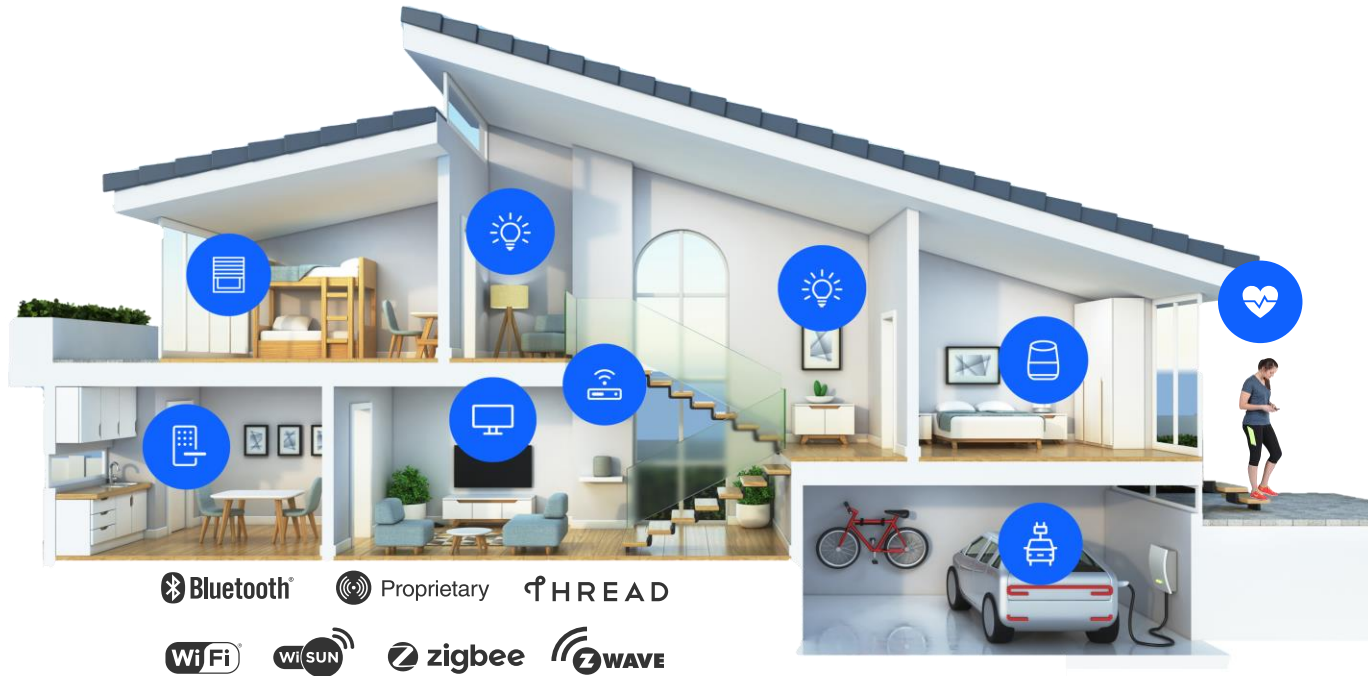
Our IoT solutions are well-positioned to capture significant share of growth

ROI-Driven Market

- Renewables and electric vehicle infrastructure
- Smart lighting, shelf labels, commercial infrastructure
- Asset tracking, predictive maintenance, and production optimization



Positioned to Win, Lead and Scale in Home & Life



Making IoT as ubiquitous as the electricity at home or the smartphone in your pocket

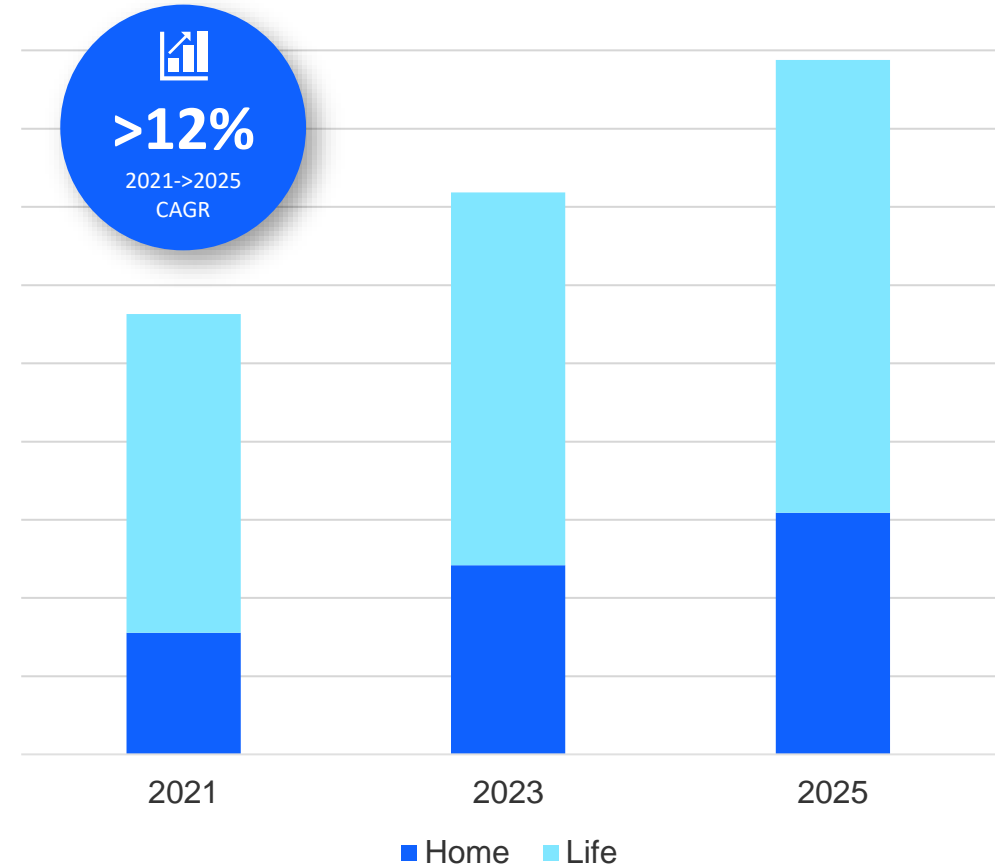
Actively shaping the future of wireless standards and ecosystems

Outperforming market with secure, optimized, wireless solutions that work with every ecosystem

Enabling Smarter, Connected Living

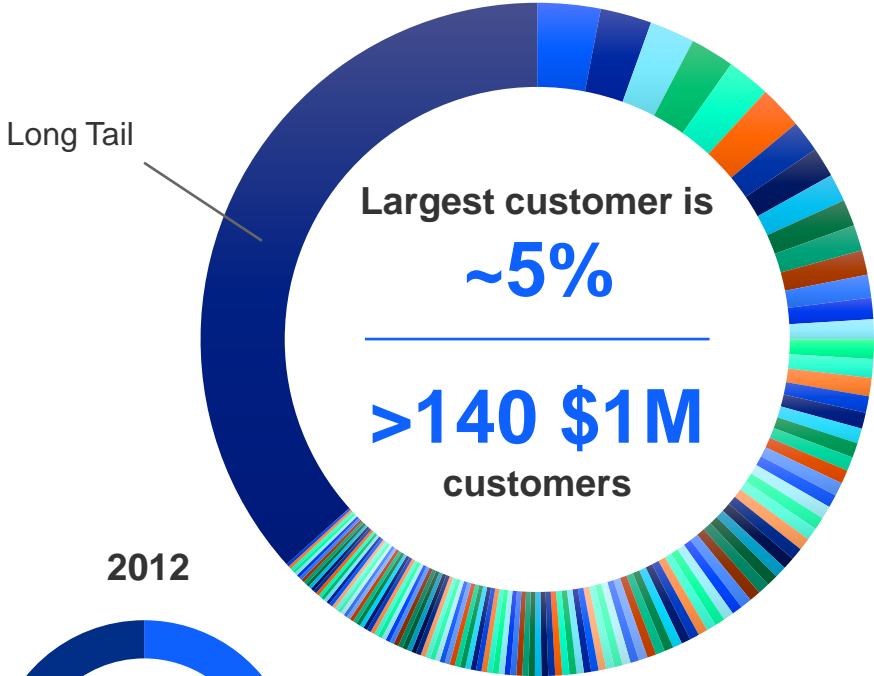
- Home security and automation
- Smart appliances, wearables, entertainment
- Medical and lifestyle

Home & Life SAM

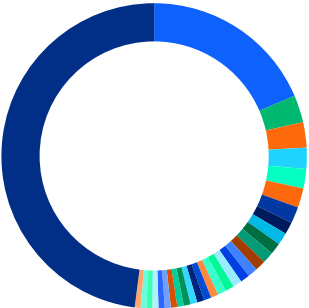


Revenue Diversity Across Customers and Regions

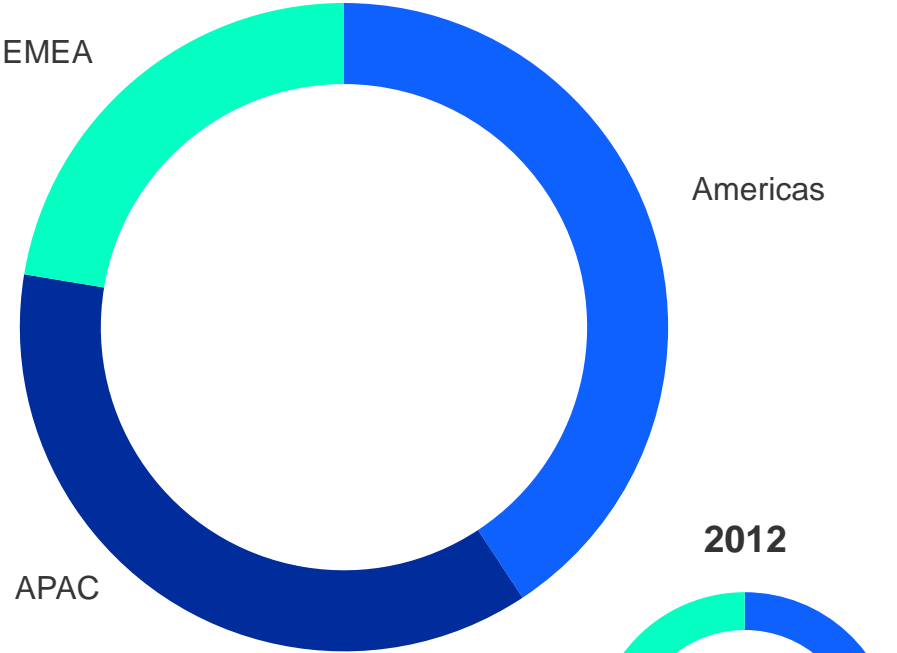
2022 Customers



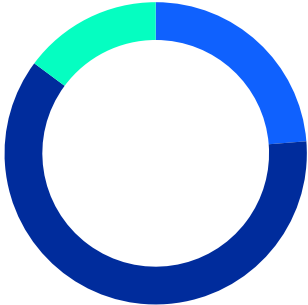
2012



2022 Region



2012



Unmatched Breadth & Depth of Our Wireless Portfolio



Amazon Alexa



Amazon Sidewalk



Google Home



Apple HomeKit



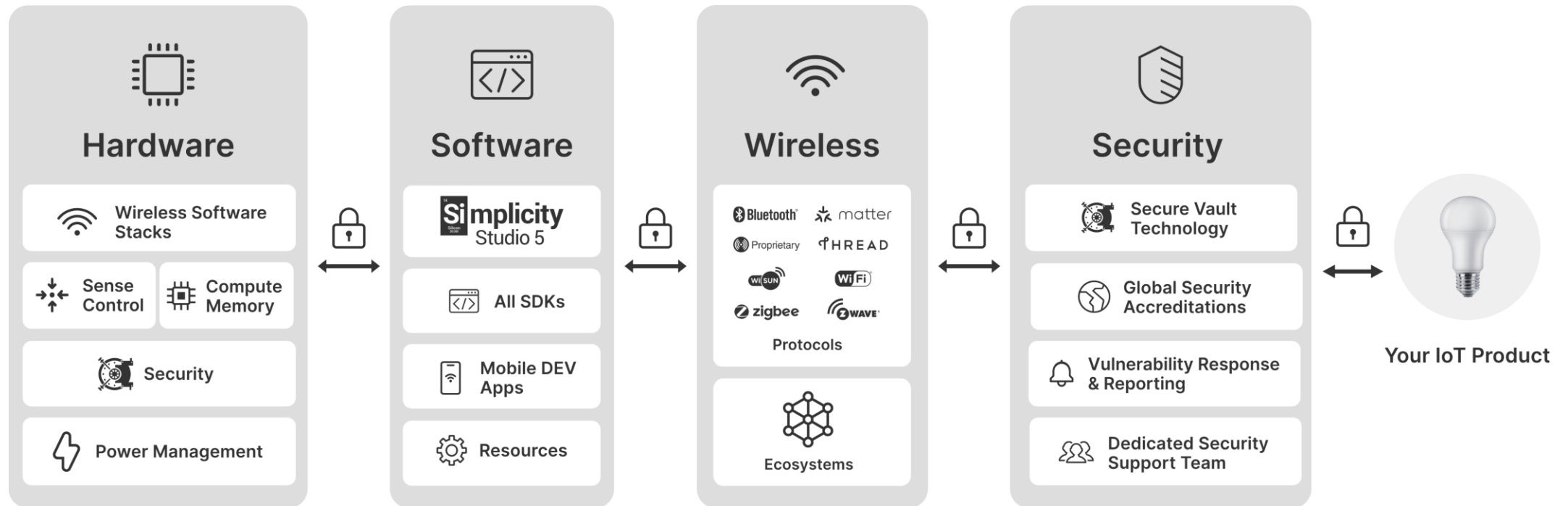
SmartThings



Xfinity Home



Purpose-built Platform for the IoT



Strategic and Consistent Capital Deployment

>\$2B

Of share repurchases since the divestiture in April 2021

>25%

Of outstanding shares retired since April 2021

~\$116M

Remaining under current authorization

14

Acquisitions integrated since start of IoT era, well positioned to continue to be strategically acquisitive

~\$1.0B

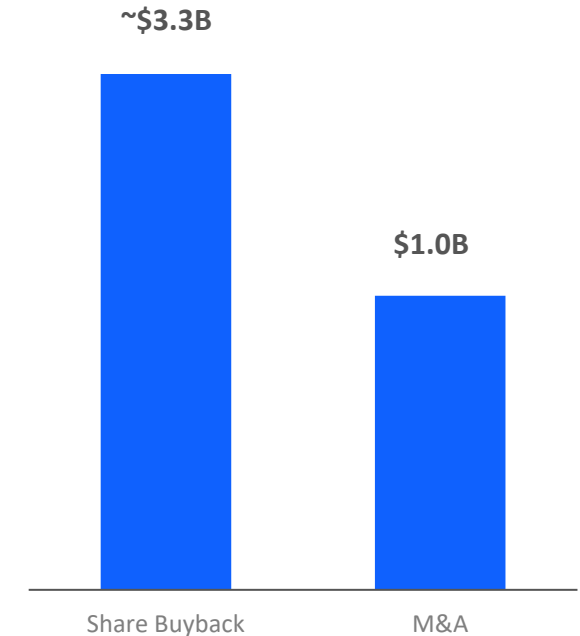
Of total acquisitions since 2007

~\$2.8B

Divestiture to Skyworks in 2021

Capital Deployment

Since 2007



Strong & Sustainable Growth, & Highly Attractive Target Model

	Current	Long-Term Target Model @ Various Revenue Levels	
Revenue	High growth	\$1.25B	\$1.5B
Revenue CAGR %	CAGR	~20%	
Gross Margin % ¹ (Non-GAAP)	High-50s%	Mid-50s%	
Operating expenses % of sales ¹ (Non-GAAP)	Mid-40s%	Mid-30s%	Low-30s%
Operating income % of sales ¹ (Non-GAAP)	~15%	~20%	Mid-20s%

¹ These items are non-GAAP and exclude stock compensation expense, amortization of intangible assets, and certain other adjustments.

Growth supported by massive pipeline and strong design-win momentum

\$18B+

Opportunity pipeline

+52%

2022 design win growth



Growing revenue faster than end markets



Premium gross margin



Significant earnings leverage



Attractive high growth and sustainable business

Pure-Play Leader of Intelligent Wireless Connectivity



Unmatched breadth, depth, and focus

Strong revenue, share, and EPS growth track record

Leadership position in large secular growth market

Driven by our vision and values



Thank you!

silabs.com

